

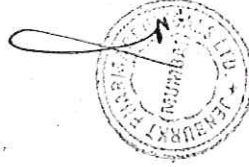
Name of the Company : JENBURKT PHARMACEUTICAL LTD

Script Code, Name of the scrip, class of security

Quarter ended : 19/09/2013

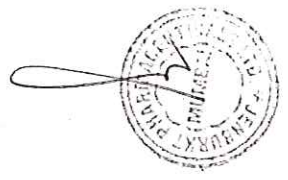
Partly paid-up shares :-	No. of partly paid-up shares	As a % of total no. of partly paid-up shares	As a % of total no. of shares of the company
Held by promoter/ promoter group		0.00	0.00
Held by public		0.00	0.00
<b>Total</b>	<b>0</b>	<b>0.00</b>	<b>0.00</b>
Outstanding convertible securities	No. of outstanding securities	As a % of total no. of outstanding convertible securities	As a % of total no. of shares of the company, assuming full conversion of the convertible securities
Held by promoter/ promoter group		0.00	0.00
Held by public		0.00	0.00
<b>Total</b>	<b>0</b>	<b>0.00</b>	<b>0.00</b>
Warrants	No. of Warrants	As a % of total no. of Warrants	As a % of total no. of shares of the company, assuming full conversion of warrants
Held by promoter/ promoter group	0	0.00	0.00
Held by public	0	0.00	0.00
<b>Total</b>	<b>0</b>	<b>0.00</b>	<b>0.00</b>
Total paid-up capital of the company, assuming full conversion of warrants convertible securities Total (A+B+C)+ D+E+F)	4649300		100.00

€



**Statement Showing Shareholding Pattern**

Category Code	Category of Shareholder	Number of Shareholders	Table (I)(a)					Shares Pledged or otherwise encumbered
			Total Number of Shares	Number of Shares held in Dematerialised form	Total Shareholding as a percentage of total number of shares		As a Number of shares (VIII)	
					Number of Shares	Percentage of (A+B)		
(I)	(II)	(III)	(IV)	(V)	(VI)	(VII)	(VIII)	(IX)
<b>(A) Shareholding of Promoter and Promoter Group<sup>2</sup></b>								
<b>1. INDIAN</b>								
(a)	INDIVIDUAL / HUF	16	1595074	1595074	34.3078	34.3078	0	0.00
(b)	CENTRAL / STATE GOVERNMENT(S)	0	0	0	0.0000	0.0000	0	0.00
(c)	BODIES CORPORATE	1	567768	567768	12.2119	12.2119	0	0.00
(d)	FINANCIAL INSTITUTIONS / BANKS	0	0	0	0.0000	0.0000	0	0.00
(e)	ANY OTHERS (Specify)	0	0	0	0.0000	0.0000	0	0.00
(f)	DIRECTORS / RELATIVES	0	0	0	0.0000	0.0000	0	0.00
(ii)	GROUP COMPANIES	0	0	0	0.0000	0.0000	0	0.00
<b>SUB TOTAL (A)(I) :</b>			<b>17</b>	<b>2162842</b>	<b>2162842</b>	<b>46.5197</b>	<b>0</b>	<b>0.00</b>
<b>2. FOREIGN</b>								
(a)	INDIVIDUAL	0	0	0	0.0000	0.0000	0	0.00
(b)	BODIES CORPORATE	0	0	0	0.0000	0.0000	0	0.00
(c)	INSTITUTIONS	0	0	0	0.0000	0.0000	0	0.00
(d)	QUALIFIED FOREIGN INVESTOR	0	0	0	0.0000	0.0000	0	0.00
(e)	ANY OTHERS (Specify)	0	0	0	0.0000	0.0000	0	0.00
<b>SUB TOTAL (A)(2) :</b>			<b>0</b>	<b>0</b>	<b>0.0000</b>	<b>0.0000</b>	<b>0</b>	<b>0.00</b>
<b>Total holding for promoters (A)=(A)(1) + (A)(2)</b>								
<b>(B) Public shareholding</b>			<b>17</b>	<b>2162842</b>	<b>2162842</b>	<b>46.5197</b>	<b>0</b>	<b>0.00</b>
<b>1. INSTITUTIONS</b>								
(a)	MUTUAL FUNDS / UTI	0	0	0	0.0000	0.0000	0	0.00
(b)	FINANCIAL INSTITUTIONS / BANKS	0	0	0	0.0000	0.0000	0	0.00
(c)	CENTRAL / STATE GOVERNMENT(S)	0	0	0	0.0000	0.0000	0	0.00
(d)	VENTURE CAPITAL FUNDS	0	0	0	0.0000	0.0000	0	0.00
(e)	INSURANCE COMPANIES	0	0	0	0.0000	0.0000	0	0.00
(f)	FIIS	0	0	0	0.0000	0.0000	0	0.00
(g)	FOREIGN VENTURE CAPITAL INVESTORS	0	0	0	0.0000	0.0000	0	0.00



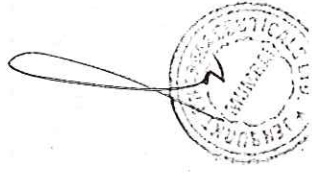
**S. .ment Showing Shareholding Pattern**

Table (I)(a)

Category of Shareholder Code	Number of Shareholders	Total Number of Shares	(IV)	(V)	As a Percentage of		Shares Pledged or otherwise encumbered	(IX)= (VIII)/(IV) *100
					(VI)	(VII)		
(I)	(II)	(III)	(IV)	(V)	(VI)	(VII)	(VIII)	(IX)
			Number of Shares	Number of Shares held in Dematerialised form	As a Percentage of (A+B)	As a Percentage of (A+B+C)	Number of shares	As a percentage
(h)	QUALIFIED FOREIGN INVESTOR	0	0	0	0.0000	0.0000	0	0.00
(i)	ANY OTHERS (Specify)	0	0	0	0.0000	0.0000	0	0.00
<b>SUB TOTAL (B)(1) :</b>								
<b>B.2. Non-institutions</b>								
(a)	BODIES CORPORATE	89	140826	139526	3.0290	3.0290	0	0.00
(b)	INDIVIDUAL							
(i)	(CAPITAL UPTO TO Rs. 1 Lakh)	5564	1700421	1320601	36.5737	36.5737	0	0.00
(ii)	(CAPITAL GREATER THAN Rs. 1 Lakh)	17	611525	601325	13.1531	13.1531	0	0.00
(c)	QUALIFIED FOREIGN INVESTOR	0	0	0	0.0000	0.0000	0	0.00
(d)	ANY OTHERS (Specify)							
(i)	TRUSTS	0	0	0	0.0000	0.0000	0	0.00
(ii)	CLEARING MEMBER	5	1399	1399	0.0301	0.0301	0	0.00
(iii)	DIRECTORS / RELATIVES	5	5200	4700	0.1118	0.1118	0	0.00
(iv)	EMPLOYEE	0	0	0	0.0000	0.0000	0	0.00
(v)	NON RESIDENT INDIANS (NR)	35	27087	16087	0.5826	0.5826	0	0.00
(vi)	OVERSEAS BODIES CORPORATES	0	0	0	0.0000	0.0000	0	0.00
(vii)	UNCLAIMED SUSPENSE ACCOUNT	0	0	0	0.0000	0.0000	0	0.00
<b>SUB TOTAL (B)(2) :</b>								
<b>Total Public Shareholding (B)=(B)(1) + (B)(2)</b>								
<b>Total (A) + (B) :</b>								

(C) Shares held by Custodians and against which Depository Receipts have been issued

(i)	Promoter and Promoter Group	0	0	0	0.0000	0.0000	0	0.00
(ii)	Public	0	0	0	0.0000	0.0000	0	0.00
<b>SUB TOTAL (C)(1) :</b>								



Grand Total (A) + (B) + (C) 5732 4649300 4246480 100 100.0000 0 0.00

NOTES :

1) NAME, NUMBER OF SHARES HELD & PERCENTAGE OF ENTITIES / PERSONS HOLDING MORE THAN 1% OF THE TOTAL SHARES OF THE COMPANY IS AS PER ANNEXURE

(f)(b) Statement showing holding of securities (including shares, warrants, convertible securities) of persons belonging to the category "Promoter and Promoter Group"


Sr.No	Name of the Shareholder	Total shares held		Encumbered shares (*)			Details of warrants			Details of convertible securities		
		Number of shares	As a % of grand total (A)+(B)+(C)	Number	As a percentage	As a % of grand total (A)+(B)+(C) of sub-class (1)(a)	Number of warrants held	As a % total number of the same class	Number of convertible securities held	As a % total number of securities of the same class	Total shares (including underlying shares assuming full conversion of warrants and convertible securities) as a % of diluted share capital	
(I)	(II)	(III)	(IV)	(V)	(VI)=(V)/(III)* 100	(VII)	(VIII)	(IX)	(X)	(XI)	(XII)	
1	BHUTA HOLDINGS PVT. LTD	567768 ✓	12.2119	0	0.00	0.00	0	0	0	0	0	
2	JAYSHREE UTTAM BHUTA	513046 ✓	11.0349	0	0.00	0.00	0	0	0	0	0	
3	ASHISH UTTAM BHUTA	233738 ✓	5.0274	0	0.00	0.00	0	0	0	0	0	
4	KALINDI HEMENDRA BHUTA	199850 ✓	4.2985	0	0.00	0.00	0	0	0	0	0	
5	KALINDI HEMENDRA BHUTA	199750 ✓	4.2963	0	0.00	0.00	0	0	0	0	0	
6	KETAN HARSHAD BHUTA	77200 ✓	1.6605	0	0.00	0.00	0	0	0	0	0	
7	MAHESH H BHUTA	68600 ✓	1.4755	0	0.00	0.00	0	0	0	0	0	
8	UTTAM NANDLAL BHUTA	50000 ✓	1.0754	0	0.00	0.00	0	0	0	0	0	
9	BHAVIKA ASHISH BHUTA	48629 ✓	1.0459	0	0.00	0.00	0	0	0	0	0	
10	KUNTI GALA	34611 ✓	0.7444	0	0.00	0.00	0	0	0	0	0	
11	BHAGIRATHI HARSHAD BHUTA	29414 ✓	0.6327	0	0.00	0.00	0	0	0	0	0	
12	BHAGIRATHI HARSHAD BHUTA	29412 ✓	0.6326	0	0.00	0.00	0	0	0	0	0	
13	BHAGIRATHI HARSHAD BHUTA	29412 ✓	0.6326	0	0.00	0.00	0	0	0	0	0	
14	BHAGIRATHI HARSHAD BHUTA	29412 ✓	0.6326	0	0.00	0.00	0	0	0	0	0	
15	RIDDI SHROFF	26900 ✓	0.5786	0	0.00	0.00	0	0	0	0	0	
16	SHIVANI H SHROFF	17000 ✓	0.3656	0	0.00	0.00	0	0	0	0	0	
17	JAGRUTI KETAN BHUTA	8100 ✓	0.1742	0	0.00	0.00	0	0	0	0	0	
<b>TOTAL:</b>		<b>2162842</b>	<b>46.5197</b>	<b>0</b>	<b>0.00</b>	<b>0.0000</b>	<b>0</b>	<b>0</b>	<b>0</b>	<b>0</b>	<b>0</b>	

PRINTED ON: 24/09/2013

PAGE NO:

Print Date: 24/09/2013

Page 4 of 6



(l)(c)(i) Statement showing holding of securities (including shares, warrants, convertible securities) of persons belonging to category "Public" and holding more than 1% of the total number of shares.

Sr.No	Name of the shareholder	Number of shares	Shares as a percentage of total number of shares (i.e., Grand Total (A)+(B)+(C) indicated in Statement at para (i) (a) above)	Details of warrants		Details of convertible securities		Total shares (including underlying shares assuming full conversion of warrants and convertible securities) as a % of diluted share capital
				Number of warrants	As a % total number of warrants of the same class	Number of convertible securities held	% w.r.t. total convertible securities of the same class	
1	BALKRISHNA KESHARLAL KABARE HUF	142073	3.0558	0	0	0	0	0
2	NILESH BALKRISHNA KABARE	101315	2.1791	0	0	0	0	0
3	NILESH BALKRISHNA KABARE HUF	56125	1.2072	0	0	0	0	0
<b>TOTAL :</b>		<b>299513</b>	<b>6.4421</b>	<b>0</b>	<b>0</b>	<b>0</b>	<b>0</b>	<b>0</b>

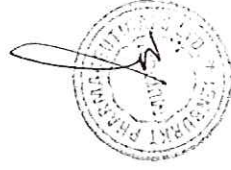
Printed Date : 24/09/2013

PAGE NO : 1

(l)(c)(ii) Statement showing holding of securities (including shares, warrants, convertible securities) of persons (together with PAC) belonging to the category "Public" and holding more than 5% of the total number of shares of the company.

SR.NO	Name	Number of shares	Shares	Per	Details of warrants		Details of convertible securities		Total shares (including underlying shares assuming full conversion of warrants and convertible securities) as a % of diluted share capital
					Number of warrants held	As a % total number of warrants of the same class	Number of convertible securities held	% w.r.t. total convertible securities of the same class	
1			0		0	0	0	0	0
<b>TOTAL :</b>			<b>0</b>		<b>0</b>	<b>0</b>	<b>0</b>	<b>0</b>	<b>0</b>

Printed Date : 24/09/2013



(1)(d)

Statement showing details of locked-in shares

AS ON : 19/09/2013

Sr No	Name of the shareholder	Number of locked-in shares	Locked-in shares as a percentage of total number of shares (i.e., Grand Total (A)+(B)+(C) indicated in Statement at para (1)(a) above}	Promoter / Promoter Group / Public
1				
TOTAL:				

NIL

(1)(a) Statement showing details of Depository Receipts (DRs)

Sr.No.	Type of Outstanding DR (ADRs,GDRs,SDRs etc.)	No of Outstanding DRs.	No of Shares underlying outstanding DRs.	Shares underlying outstanding DRs as a Percentage of total number of shares (i.e Grand Total (A)+(B) + (C) Indicated in statement at para(1) (a) above)
1	GDRs			
TOTAL :				

NIL

(1)(b) Statement showing holding of Depository Receipts (DRs) , where underlying shares held by 'promoter / promoter group' are in excess of 1% of the total number of shares.

Sr.No.	Name of the DR Holder	Type of Outstanding DR (ADRs,GDRs,SDRs etc.)	No.of Shares underlying outstanding DRs.	Shares underlying outstanding DRs.as a Percentage of total number of shares (i.e Grand Total (A)+(B)+(C) Indicated in statement at Para (1) (a) above)
1				
TOTAL :				

NIL

